

# Program za šumarstvo Forestry programme




## 1. Lanac za traktore, s kandžama, za šumu

Za dimenzije guma:

- 12,4 /11-24
- 20,5-25
- 18,4-26
- 23,1-26
- 16,9/14-28
- 16,9/14-30
- 18,4/15-30
- 18,4/15-34
- 12,4/11-36
- 13,6/12-38

i ostale dimenzije prema potrebi!



## 2. Lanac za vuču trupaca

*Forestry chain*



Lance za vuču trupaca izrađujemo od kvadratnog D i okruglog O profila lanca , kvalitete 21MnTiB, dužina:

Ø7	1500 / 2000 / 2500 / 3000 mm
D7	1500 / 2000 / 2500 / 3000 mm
Ø8	1500 / 2000 / 2500 / 3000 / 3500 mm
D8	1500 / 2000 / 2500 / 3000 / 3500 mm

\* Prema zahtjevu izrađujemo i ostale dužine.

## 3. Omča

*Eyelet*

**Izrađeno od užeta čeličnog 6 x 37 + FE DIN 3066 ili  
od užeta čeličnog 6 x 37 + SE DIN 3066**



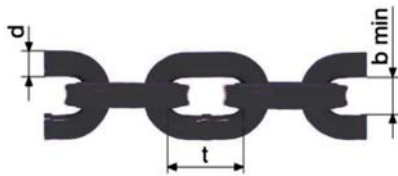
Promjer užeta mm	Dužina omče mm
Ø12	1800
	2000
	2500
Ø14	1800
	2000
	2200
	2400
	2600

## PROGRAM ZA ŠUMARSTVO LIFT ALC

Forestry programme LIFT ALC


Program za šumarstvo LIFT ALC je samo za izvlačenje, ne za dizanje tereta!

### 4. Lanac za šumarstvo kvalitete 8 Forestry chain G8



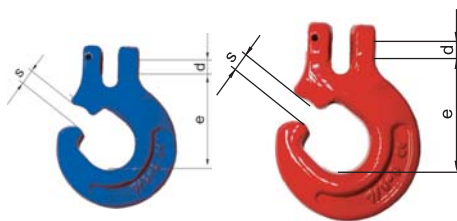
Tip Type	Prekidna sila (kN) Strength	Dimenzije Measurements according to figure			Težina Weight
		d <sub>i</sub>	t	b <sub>min</sub>	
	daN	mm	mm	mm	kg/m
GV7/KV8	60,00	7	21,5	9,1	1,14
GV8/KV8	80,40	8	24,0	10,4	1,49

### 5. Lanac za šumarstvo kvalitete 10 Forestry chain G10



Tip Type	Prekidna sila (kN) Strength	Dimenzije Measurements according to figure			Težina Weight
		d <sub>i</sub>	t	b <sub>min</sub>	
	daN	mm	mm	mm	kg/m
GV6/KV10	56,5	6	18,0	7,8	0,85
GV7/KV10	77,0	7	21,5	9,1	1,14
GV8/KV10	101,0	8	24,0	10,4	1,50

### 6. Kuka šumskog lanca C kvalitete 8 i 10 Forestry C-hook




Tip Type	Prekidna sila (kN) Strength	Dimenzije Measurements according to figure			Težina Weight
		d	e	s	
	daN	mm	mm	mm	kg/m
GK6/KV10	56,5	7,4	41,3	7,5	0,20
GK7/KV8	77,0	9,0	58,0	10,0	0,32
GK8/KV8	101,0	10,0	59,0	10,0	0,38

### 7. Kuka klizna s osiguralom SN/SNS Sliding choke hook SN/SNS



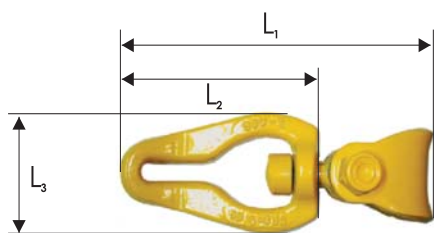
Tip Type	Prekidna sila (kN) Strength	Promjer užeta Strength	Dimenzije Measurements according to figure			Težina Weight
			d	g	g <sub>min</sub>	
	daN	mm	mm	mm	mm	kg/m
SN 13	3000	13	17	25	-	0,66
SN 16	5000	16	22	24	-	1,00
SNS 13	3000	13	17	-	19	0,70
SNS 16	5000	16	22	-	21	1,04

## 8. Klizač choker GOS Choker GOS



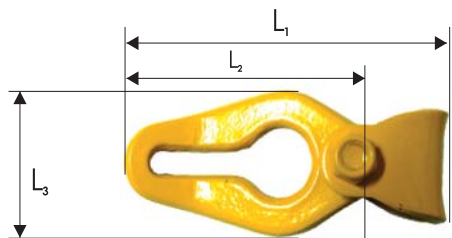
Tip Type	Prekidna sila (kN) Strength	Promjer užeta Strength	Dimenzije Measurements according to figure			Težina Weight
			d	b	l	
	kN	mm	mm	mm	mm	kg/m
GOS Choker	105 kN	12	28	17	91	0,34
GOS Choker	105 kN	14	28	17	91	0,34
GOS Choker	105 kN	16	28	17	91	0,34

## 9. Klizač za čelično uže s vrtuljkom VD Forestry swivel connecting fitting VD



Tip Type	Prekidna sila (kN) Strength	Dimenzije Measurements according to figure			Težina Weight
		L <sub>1</sub>	L <sub>2</sub>	L <sub>3</sub>	
	kN	mm	mm	mm	kg/m
VD 6	72,5	17	11	6,7	0,60
VD 7	72,5	17	11	6,7	0,73
VD 8	72,5	17	11	6,7	0,73

## 10. Klizač za čelično uže ravni RD Forestry connecting fitting RD



Tip Type	Prekidna sila (kN) Strength	Dimenzije Measurements according to figure			Težina Weight
		L <sub>1</sub>	L <sub>2</sub>	L <sub>3</sub>	
	kN	mm	mm	mm	kg/m
RD 7	83,0	15,5	12,5	6,7	0,65
RD 8	83,0	15,5	12,5	6,7	0,65



## 11. SUPERTRACTOR lanci za šumu - KÖNIG



OZNAKA LANCA	DIMENZIJA GUME				ŽICA mm	
<b>300</b>	900-20	10-22.5	11/70-22.5	9.5-24	7.00	
	275/70-22.5	295/70-22.5	305/60-22.5			
<b>310</b>	1000-20	11-22.5	12.4-20	12/80-20	275/80-22.5	7.00
	305/70-22.5	315/70-22.5	300/70-24			
<b>320</b>	1100-20	315/80-22.5	305/75-24.5		7.00	
<b>330</b>	1200-20	1100-22	13-22.5	1000-24	7.00 - 8.00	
	315/75-24.5					
<b>360</b>	12.5-18	12.5/80-18	335/80-18		7.00 - 8.00	
	365/70-18	320/70-20				
<b>370</b>	12.5-20	11.2-24	13/80-20	12-22.5	12/80-22.5	7.00
	335/80-20	340/75-20	400/55-22.5	295/80-22.5		
	13/75-22.5	315/75-22.5				
<b>373</b>	360/70-20				7.00	
<b>390</b>	1400-20				8.00	
<b>505</b>	16-20	16/70-20	405/70-20	400/70-20	8.00	
	380/70-20	420/65-20				
<b>520</b>	14.5-20	14.9-20	15-22.5	14/80-20	8.00	
	365/80-20	375/75-20	385/65-22.5	320/70-24		

OZNAKA LANCA	DIMENZIJA GUME				ŽICA mm
<b>595</b>	600/65-28				9.50
<b>625</b>	650/65-38				11.00
<b>627</b>	620/70-42				11.00
<b>628</b>	650/65-42				11.00
<b>770</b>	12.4-24	320/85-24			7.00
<b>772</b>	400/60-26.5	11.2-28	320/70-28		7.00
<b>775</b>	360/70-24				7.00
<b>780</b>	13.6-24	340/85-24			7.00
<b>790</b>	14.5-24	14.9-24	380/85-24	440/65-24	8.00
	14.9/80-24	15.5/80-24			
<b>795</b>	15.5/80-20	16/70-24	405/70-24	380/70-24	8.00
	395/85-20	16.5/75-20	425/75-20		
<b>810</b>	12.4-28				7.00
<b>820</b>	12.4-32	13.6-28	340/85-28		7.00
<b>825</b>	420/70-24	13.00-24	14.9-26	380/70-28	8.00
<b>830</b>	16.9-24	16.5/85-24	14.9-28	440/65-28	8.00
<b>840</b>	16.9-28	16.5/85-28	440/80-28	420/85-28	9.50 - 8.00
	420/70-30				
<b>850</b>	14.9-30	420/70-28	380/85-30		9.50 - 8.00
<b>860</b>	16.9-30	1600-24	420/85-30		9.50 - 8.00
<b>870</b>	18.4-30	460/85-30	16.9-34	420/85-34	9.50 - 8.00
	14.9-38				
<b>875</b>	480/70-34				9.50 - 8.00
<b>878</b>	540/65-24	480/70-26	480/65-28		9.50 - 8.00
<b>880</b>	18.4-26	540/65-26	480/70-28	520/60-28	9.50 - 8.00
<b>885</b>	480/70-30	540/65-28			9.50 - 8.00
<b>886</b>	540/65-30				9.50
<b>887</b>	520/70-30				9.50
<b>900</b>	18.4-34	540/65-34	520/70-34	460/85-34	9.50
<b>950</b>	16.9-38	420/85-38	480/70-38	540/65-38	9.50
<b>960</b>	18.4-38	460/85-38	520/70-38		9.50
<b>970</b>	20.8-38	520/85-38			9.50
<b>980</b>	600/65-38				9.50
<b>987</b>	800/65-32	30.5-32			11.00
<b>988</b>	710/70-38				11.00
<b>990</b>	710/70-42				11.00

## 12.IMPACT PLUS lanci za šumu - KÖNIG



OZNAKA LANCA	DIMENZIJA GUME	ŽICA mm
585	20-24 550/65-25 600/55-26.5	9.50
590	20.5-25 525/80-25	9.50
595	600/65-28	9.50
598	600/70-28	9.50
600	23.5-25 600/70-30	9.50
605	600/65-34 28.1-26	9.50
980	600/65-38	9.50
985	580/70-38	9.50